



2019 Wheat Varieties

HIGHLIGHTS

SY Ingmar is the leading spring wheat variety in North Dakota for 2019. SY Ingmar accounts for 20.6 percent of the 6.50 million acres of spring wheat planted in 2019. SY Valda ranks second with 12.5 percent of the spring wheat acreage. Bolles represents 5.0 percent of the spring wheat planted and now ranks third. SY Soren ranks fourth with 4.7 percent of the spring wheat acres planted. Elgin-ND accounts for 4.2 percent of the spring wheat acreage and ranks fifth. These top five varieties account for 47.0 percent of the spring wheat planted in 2019. North Dakota continues to rank first in spring wheat acreage in the United States, with 52.3 percent of the nation's estimated 12.4 million acres planted.

Joppa is the leading Durum wheat variety in North Dakota during 2019 for the third year in a row. Joppa accounts for 30.2 percent of the 700,000 acres planted compared with 24.1 in 2018 and 18.0 percent in 2017. Divide again ranks second with 21.2 percent of the Durum wheat acres planted. Alkabo and Carpio rank third and fourth, respectively, with 7.8 and 6.1 percent of the Durum wheat acres planted. VT Peak ranks fifth with 6.0 percent. These top five varieties account for 71.3 percent of the Durum wheat acreage in North Dakota for 2019. North Dakota continues to rank first in Durum wheat planted acreage in the United States with 50.0 percent of the nation's estimated 1.40 million acres planted.

SY Wolf is now the leading winter wheat variety planted in North Dakota for 2019. SY Wolf accounts for 24.1 percent of the winter wheat acreage in North Dakota. Jerry and Willow Creek respectively account for 13.4 and 8.6 percent of the winter wheat acres planted. These three varieties account for 46.1 percent of the 90,000 acres planted in North Dakota for 2019.

SURVEY DESCRIPTION

The data in this report are based on a survey of wheat producers conducted during June by the North Dakota Field Office of USDA's National Agricultural Statistics Service. **Thank you to each person who supplied data and made this report possible!**

Results include acreage and percentages at the State and Agricultural Statistics District levels. All variety acreage numbers in this publication are based on survey averages. Highly reliable state averages are produced from 2,229 positive reports from 4,350 respondents. At the district level, the number of reports for minor varieties is generally limited. Thus, yearly fluctuations in the district variety acreage may be the result of sample variation.

The ND Wheat Commission, the ND Ag Experiment Station, and the ND State Seed Department provided funding for this survey. The NDSU Extension Service provided variety descriptions. Access to this report is available for free online at www.ndwheat.com or www.nass.usda.gov/nd/

For further questions, please contact the North Dakota Wheat Commission at (701) 328-5111 or NASS at (800) 582-6443.

SPRING WHEAT

SY Ingmar is the top variety in North Dakota for 2019 with 20.6 percent of the 6.50 million acres of spring wheat planted. It is the leading spring wheat variety planted in the northwest, north central, west central, central, southwest, and south central districts. SY Ingmar was released by Syngenta/AgriPro in 2014 and has semi-dwarf height, strong straw strength, high grain protein, medium-maturity, and good milling and baking quality.

SY Valda ranks second with 12.5 percent of the spring wheat planted. It is the leading spring wheat variety planted in the northeast, east central, and southeast districts. Released in 2015 by Syngenta/AgriPro, SY Valda has semi-dwarf height, very good straw strength, medium-late maturity, very good disease tolerance, and average milling and baking quality.

Bolles ranks third with 5.0 percent of the spring wheat planted. Released in 2015 by the University of Minnesota, Bolles has high protein, medium straw strength, medium height, and excellent baking quality.

SY Soren ranks fourth with 4.7 percent of the spring wheat planted. Released in 2011 by Syngenta/AgriPro, SY Soren has semi-dwarf height, strong straw strength, medium-early maturity, and good milling and baking quality.

**Spring Wheat Varieties, Percent of Acreage Planted
North Dakota: 2015-2019**

Variety	2015	2016	2017	2018	2019	
					Per-cent	Acres planted
	(percent	(percent	(percent	(percent		(1,000)
SY Ingmar	3.1	11.5	17.8	20.3	20.6	1,341.6
SY Valda	-	1.7	5.0	8.7	12.5	812.2
Bolles	-	0.5	3.3	6.1	5.0	326.0
SY Soren	12.1	15.4	10.8	7.7	4.7	306.8
Elgin-ND	10.8	8.7	5.6	4.6	4.2	272.8
Faller	8.3	7.3	3.8	6.0	3.7	240.2
Barlow	12.6	8.0	6.7	6.4	3.7	237.9
Glenn	6.5	7.9	4.9	3.9	2.9	191.0
SY Rockford	-	-	-	0.5	2.7	177.5
WB 9479	-	-	0.1	0.6	2.7	177.1
Linkert	1.0	4.0	6.9	5.8	2.7	173.8
Shelly	-	-	0.2	1.5	2.5	160.1
HRS 3530	-	0.1	0.4	0.8	2.3	152.3
Prosper	10.5	6.6	4.5	2.5	1.7	111.4
WB 9590	-	-	0.1	0.4	1.4	91.4
Rollag	1.5	3.0	2.9	2.6	1.4	90.6
ND VitPro	-	-	-	0.2	1.3	82.5
WB Mayville	4.6	3.1	3.1	2.2	1.2	76.2
Velva	1.2	1.4	1.5	1.3	1.1	73.3
TCG Spitfire	-	0.2	0.3	0.6	1.0	66.7
Other varieties	27.8	20.6	22.1	17.3	20.7	1,338.6
All varieties						6,500.0

- Represents zero.

SPRING WHEAT (Continued)

Spring Wheat Varieties, Percent and Acreage Planted North Dakota: 2019

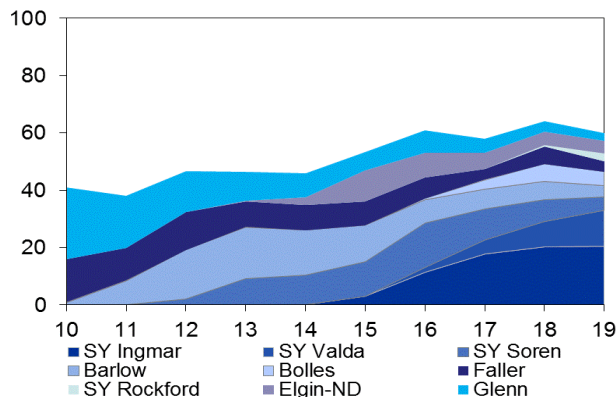
(Percentages may not add to 100 due to rounding.)

Variety	Northwest	North Central	Northeast	West Central	Central	East Central	Southwest	South Central	Southeast	State
	(percent)	(percent)	(percent)	(percent)	(percent)	(percent)	(percent)	(percent)	(percent)	(percent)
SY Ingmar.....	28.5	26.4	7.5	23.5	26.1	12.9	20.7	28.7	13.5	20.6
SY Valda.....	9.7	19.0	20.7	5.8	11.5	17.2	5.3	4.5	15.6	12.5
Bolles.....	4.0	5.5	5.3	3.7	6.9	1.0	4.5	1.7	12.8	5.0
SY Soren.....	6.1	3.8	0.2	9.7	5.8	1.4	9.4	1.8	6.3	4.7
Elgin-ND.....	2.4	2.0	-	7.2	4.7	0.2	10.1	11.1	1.6	4.2
Faller.....	0.8	3.7	14.2	-	1.0	1.8	-	-	3.8	3.7
Barlow.....	5.4	5.1	-	5.2	0.2	0.2	7.9	7.7	0.4	3.7
Glenn.....	5.4	2.3	0.1	7.0	1.6	1.1	4.8	2.4	2.1	2.9
SY Rockford.....	7.7	1.0	0.1	3.5	0.4	-	4.5	5.7	-	2.7
WB 9479.....	1.3	1.1	5.4	-	3.3	7.8	1.1	2.0	3.8	2.7
Linkert.....	0.2	2.2	8.1	0.8	3.4	5.3	-	1.1	0.6	2.7
Shelly.....	0.4	3.5	2.5	0.2	4.7	4.7	1.5	1.9	5.2	2.5
HRS 3530.....	0.5	6.9	3.9	0.1	0.2	4.8	0.4	2.9	0.8	2.3
Prosper.....	3.0	3.6	2.1	0.6	0.4	-	0.6	-	3.6	1.7
WB 9590.....	0.4	0.4	2.4	1.3	2.1	5.4	0.8	-	1.5	1.4
Rollag.....	0.4	4.3	1.8	0.8	0.5	5.4	-	-	0.5	1.4
ND VitPro.....	1.4	0.1	0.7	0.6	1.7	2.1	4.8	-	0.3	1.3
WB Mayville.....	-	0.5	2.7	-	1.7	4.9	0.8	-	0.8	1.2
Velva.....	0.3	0.9	2.8	0.4	1.5	1.3	1.4	-	0.6	1.1
TCG Spitfire.....	0.7	0.4	2.0	3.0	0.4	0.8	1.1	-	-	1.0
Other varieties.....	21.5	7.5	17.6	26.6	21.6	21.9	20.3	28.5	26.3	20.7
	(1,000 acres)	(1,000 acres)	(1,000 acres)	(1,000 acres)	(1,000 acres)	(1,000 acres)	(1,000 acres)	(1,000 acres)	(1,000 acres)	(1,000 acres)
SY Ingmar.....	267.8	206.2	90.8	150.4	159.3	49.0	155.4	192.6	70.1	1,341.6
SY Valda.....	91.0	148.1	250.0	37.1	70.2	65.2	39.5	30.0	81.1	812.2
Bolles.....	37.6	42.8	63.6	23.8	42.3	3.7	33.9	11.5	66.8	326.0
SY Soren.....	57.2	29.3	2.8	61.8	35.3	5.2	70.4	12.0	32.8	306.8
Elgin-ND.....	22.8	15.8	-	45.9	28.9	0.9	76.0	74.1	8.4	272.8
Faller.....	7.1	28.8	172.1	-	5.9	6.7	-	-	19.6	240.2
Barlow.....	50.4	39.8	-	33.1	1.0	0.9	59.1	51.7	1.9	237.9
Glenn.....	50.3	18.0	1.2	44.7	9.9	4.1	36.2	15.8	10.8	191.0
SY Rockford.....	72.4	7.6	0.2	22.4	2.6	-	34.1	38.2	-	177.5
WB 9479.....	12.0	8.7	65.5	-	20.3	29.6	8.2	13.1	19.7	177.1
Linkert.....	2.1	17.2	97.5	5.0	21.0	20.0	-	7.7	3.3	173.8
Shelly.....	3.9	27.0	30.7	1.4	28.5	17.8	11.6	12.4	26.8	160.1
HRS 3530.....	4.8	53.8	47.0	0.8	1.2	18.3	2.9	19.6	3.9	152.3
Prosper.....	28.3	27.9	25.8	4.1	2.5	-	4.3	-	18.5	111.4
WB 9590.....	3.9	3.3	28.7	8.2	13.1	20.5	5.8	-	7.9	91.4
Rollag.....	4.2	33.6	21.5	5.0	3.1	20.6	-	-	2.6	90.6
ND VitPro.....	13.4	0.3	8.8	4.0	10.4	8.0	35.8	-	1.8	82.5
WB Mayville.....	-	4.0	33.0	-	10.4	18.6	5.8	-	4.4	76.2
Velva.....	2.7	6.7	34.1	2.4	9.1	4.8	10.6	-	2.9	73.3
TCG Spitfire.....	6.3	3.2	23.9	19.4	2.7	3.0	8.2	-	-	66.7
Other varieties.....	201.8	57.9	212.8	170.5	132.3	83.1	152.2	191.3	136.7	1,338.6
All varieties.....	940.0	780.0	1,210.0	640.0	610.0	380.0	750.0	670.0	520.0	6,500.0

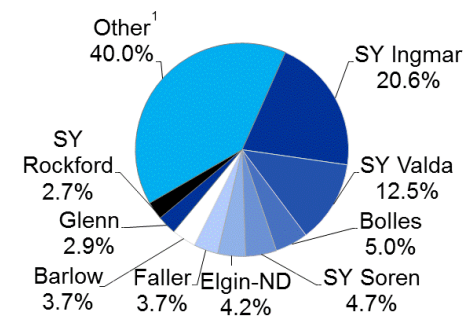
- Represents zero.

Spring Wheat Select Varieties Planted North Dakota: 2010-2019

percent



Spring Wheat Varieties Percent of Acreage Planted North Dakota: 2019



¹ Other includes varieties not listed and unknown varieties.

DURUM WHEAT

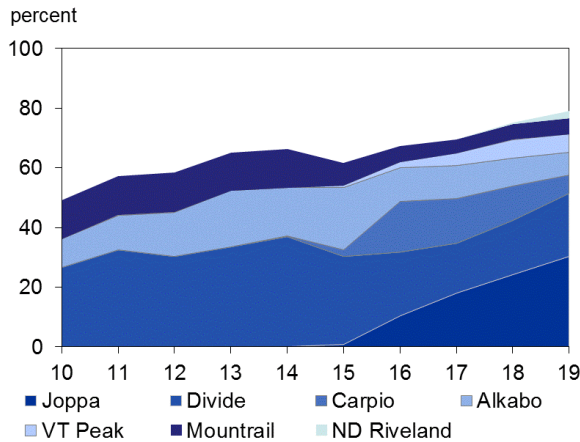
Joppa is again the most popular Durum wheat variety for 2019 with 30.2 percent of the 700,000 acres of Durum wheat planted. A 2013 NDSU release, Joppa is characterized by above average height, strong straw strength, medium maturity, and excellent overall quality

Divide ranks second in Durum wheat acreage planted with 21.2 percent. Released in 2005 by NDSU, Divide has above average height, strong straw strength, medium maturity, and good overall quality.

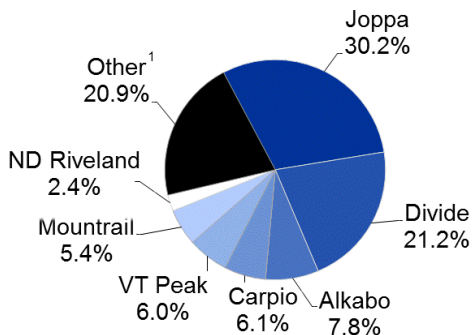
Alkabo ranks third in Durum wheat acreage planted with 7.8 percent. Released in 2005 by NDSU, Alkabo has medium height, very strong straw strength, medium maturity, and good overall quality.

Carpio ranks fourth in Durum wheat acreage planted with 6.1 percent. A 2012 NDSU release, Carpio has average height, strong straw strength, and excellent overall quality.

Durum Wheat Select Varieties Planted North Dakota: 2010-2019



Durum Wheat Varieties Percent of Acreage Planted North Dakota: 2019



¹ Other includes varieties not listed and unknown varieties.

Durum Wheat Varieties, Percent of Acreage Planted North Dakota: 2015-2019

Variety	2015	2016	2017	2018	2019	
					Per-cent	Acres planted
	(percent)	(percent)	(percent)	(percent)		(1,000)
Joppa	0.9	10.3	18.0	24.1	30.2	211.7
Divide	29.5	21.5	16.8	18.3	21.2	148.3
Alkabo	20.9	11.2	11.1	9.2	7.8	54.5
Carpio.....	2.2	17.0	14.9	11.6	6.1	42.6
VT Peak	0.6	1.9	4.1	6.3	6.0	41.8
Mountrail	7.6	5.5	4.6	5.1	5.4	37.9
ND Riveland	-	-	-	0.6	2.4	16.6
ND Grano	-	-	-	0.5	1.6	11.4
Pierce.....	0.7	1.4	-	0.1	1.4	9.9
Tioga	10.1	8.0	7.9	2.4	1.4	9.9
Lebsock.....	4.9	7.8	3.5	2.7	0.7	4.8
Grenora	4.3	3.8	4.2	3.5	0.7	4.8
Other varieties	18.3	11.6	14.9	15.6	15.1	105.8
All varieties.....						700.0

- Represents zero.

Durum Wheat Varieties, Percent and Acreage Planted North Dakota: 2019

(Percentages may not add to 100 due to rounding.)

Variety	Northwest	West Central	Southwest	Combined Districts ¹	State
	(percent)	(percent)	(percent)	(percent)	(percent)
Joppa	14.8	34.8	51.0	46.9	30.2
Divide	19.9	32.3	3.5	28.7	21.2
Alkabo	11.6	-	14.7	-	7.8
Carpio.....	6.8	6.8	10.4	1.7	6.1
VT Peak.....	6.9	-	12.5	3.3	6.0
Mountrail.....	11.0	-	-	-	5.4
ND Riveland	3.9	2.3	0.8	0.2	2.4
ND Grano	3.3	-	-	-	1.6
Pierce	1.3	-	4.9	0.2	1.4
Tioga	1.8	4.4	-	-	1.4
Lebsock.....	-	-	-	2.8	0.7
Grenora	1.4	-	-	-	0.7
Other varieties.....	17.3	19.4	2.4	16.1	15.1
	(1,000 acres)	(1,000 acres)	(1,000 acres)	(1,000 acres)	(1,000 acres)
Joppa	50.6	30.3	51.5	79.3	211.7
Divide	68.2	28.1	3.5	48.5	148.3
Alkabo	39.7	-	14.8	-	54.5
Carpio.....	23.3	5.9	10.5	2.9	42.6
VT Peak.....	23.6	-	12.6	5.6	41.8
Mountrail.....	37.9	-	-	-	37.9
ND Riveland	13.5	2.0	0.8	0.3	16.6
ND Grano	11.4	-	-	-	11.4
Pierce	4.6	-	4.9	0.4	9.9
Tioga	6.1	3.8	-	-	9.9
Lebsock.....	-	-	-	4.8	4.8
Grenora	4.8	-	-	-	4.8
Other varieties.....	59.3	16.9	2.4	27.2	105.8
All varieties.....	343.0	87.0	101.0	169.0	700.0

- Represents zero. ¹ Data from North Central, Northeast, Central, East Central, South Central, and Southeast districts are combined to avoid disclosure of individual operations.

WINTER WHEAT

SY Wolf is now the leading winter wheat variety planted in North Dakota with 24.1 percent of the planted acres in 2019. SY Wolf was released by Syngenta/AgriPro in 2010 and has semi-dwarf height, strong straw strength, very good disease tolerance, and good test weights.

Jerry now accounts for 13.4 percent of the winter wheat acreage in North Dakota. Released in 2001 by NDSU, Jerry has medium height, strong straw strength, medium maturity, and good overall quality.

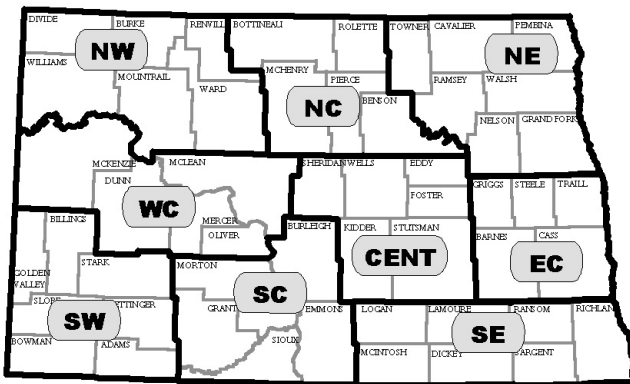
Willow Creek accounts for 8.6 percent of the winter wheat planted acres in 2019. Willow Creek was released by Montana State University in 2005 and has above average height, late maturity, and good drought tolerance.

Winter Wheat Varieties, Percent of Acreage Planted North Dakota: 2015-2019

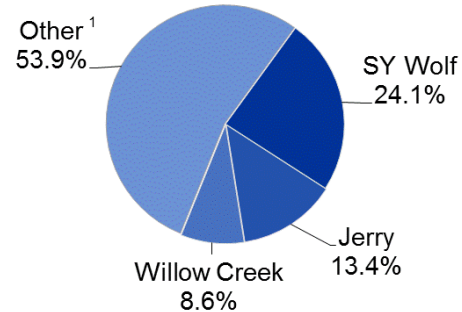
Variety	2015	2016	2017	2018	2019	
					Per-cent	Acres planted
	(percent)	(percent)	(percent)	(percent)		(1,000)
SY Wolf	8.6	7.9	11.3	9.8	24.1	21.7
Jerry	21.4	15.0	5.7	13.0	13.4	12.1
Willow Creek	-	-	-	4.1	8.6	7.7
Other varieties	70.0	77.1	83.0	73.1	53.9	48.5
All varieties						90.0

- Represents zero.

**North Dakota
Agricultural Statistics Districts**



**Winter Wheat Varieties
Percent of Acreage Planted
North Dakota: 2019**



¹ Other includes varieties not listed and unknown varieties.

