



2021 Wheat Varieties

HIGHLIGHTS

SY Ingmar is the leading spring wheat variety in North Dakota for 2021. SY Ingmar accounts for 13.2 percent of the 5.95 million acres of spring wheat planted in 2021. SY Valda ranks second with 9.5 percent of the spring wheat acreage. WB 9590 represents 7.5 percent of the spring wheat planted and ranks third. AP Murdock ranks fourth with 4.7 percent of the spring wheat acres planted. Glenn accounts for 4.4 percent of the spring wheat acreage and ranks fifth. These top five varieties account for 39.3 percent of the spring wheat planted in 2021. North Dakota continues to rank first in spring wheat acreage in the United States, with 51.4 percent of the nation's estimated 11.6 million acres planted.

Joppa is the leading Durum wheat variety in North Dakota during 2021 for the fifth year in a row. Joppa accounts for 26.5 percent of the 750,000 acres planted compared with 29.3 in 2020 and 30.7 percent in 2019. ND Riveland now ranks second with 22.6 percent of the Durum wheat acres planted. Divide and Alkabo rank third and fourth, respectively, with 9.7 and 6.1 percent of the Durum wheat acres planted. VT Peak ranks fifth with 5.3 percent. These top five varieties account for 70.2 percent of the Durum wheat acreage in North Dakota for 2021. North Dakota continues to rank first in Durum wheat planted acreage in the United States with 50.7 percent of the nation's estimated 1.48 million acres planted.

SY Wolf is again the leading winter wheat variety planted in North Dakota for 2021. SY Wolf accounts for 26.6 percent of the winter wheat acreage in North Dakota. Jerry is again the second leading variety and accounts for 12.0 percent of the winter wheat acres planted. These two varieties account for 38.6 percent of the 85,000 acres planted in North Dakota for 2021.

SURVEY DESCRIPTION

The data in this report are based on a survey of wheat producers conducted during June by the North Dakota Field Office of USDA's National Agricultural Statistics Service. **Thank you to each person who supplied data and made this report possible!**

Results include acreage and percentages at the State and Agricultural Statistics District levels. All variety acreage and percentage numbers in this publication are based on survey averages. Highly reliable state averages are produced from 1,199 positive reports from 2,345 respondents. At the district level, the number of reports for minor varieties is generally limited. Thus, yearly fluctuations in the district variety acreage and percentages may be the result of sample variation.

The ND Wheat Commission, the ND Ag Experiment Station, and the ND State Seed Department provided funding for this survey. The NDSU Extension Service provided variety descriptions. Access to this report is available for free online at www.ndwheat.com or www.nass.usda.gov/nd/

For further questions, please contact the North Dakota Wheat Commission at (701) 328-5111 or NASS at (800) 582-6443.

SPRING WHEAT

SY Ingmar is the top variety in North Dakota for 2021 with 13.2 percent of the 5.95 million acres of spring wheat planted. It is the leading spring wheat variety planted in the northwest, north central, west central, and south central districts. SY Ingmar was released by Syngenta/AgriPro in 2014 and has semi-dwarf height, strong straw strength, high grain protein, medium-maturity, and good milling and baking quality.

SY Valda ranks second with 9.5 percent of the spring wheat planted. It is the leading spring wheat variety planted in the central and southeast districts. Released in 2015 by Syngenta/AgriPro, SY Valda has semi-dwarf height, good straw strength, medium-late maturity, very good disease tolerance, and average milling and baking quality.

WB 9590 ranks third with 7.5 percent of the spring wheat planted. It is the leading spring wheat variety planted in the northeast and east central districts. Released in 2017 by WestBred, WB 9590 has semi-dwarf height, high protein potential, medium maturity, strong straw strength, and average milling and baking quality.

AP Murdock now ranks fourth with 4.7 percent of the spring wheat planted. Released in 2019 by Syngenta/AgriPro, AP Murdock has semi-dwarf height, good straw strength, medium-early maturity, good disease tolerance, and good milling and baking quality.

Spring Wheat Varieties, Percent of Acreage Planted North Dakota: 2017-2021

Variety	2017	2018	2019	2020	2021	
					Per-cent	Acres planted
	(percent	(percent	(percent	(percent		(1,000)
SY Ingmar	17.8	20.3	20.6	19.2	13.2	786.3
SY Valda	5.0	8.7	12.5	12.5	9.5	564.2
WB 9590	0.1	0.4	1.4	6.1	7.5	449.0
AP Murdock.....	-	-	-	0.4	4.7	279.6
Glenn	4.9	3.9	2.9	3.6	4.4	263.6
Faller	3.8	6.0	3.7	3.5	4.2	250.3
Shelly	0.2	1.5	2.5	2.9	3.3	199.1
Bolles	3.3	6.1	5.0	3.3	3.0	180.7
ND Vitpro	-	0.2	1.3	2.3	2.9	172.8
CP 3530	0.4	0.8	2.3	2.2	2.7	163.5
Barlow	6.7	6.4	3.7	2.3	2.7	161.3
WB 9719	-	-	0.3	0.9	2.2	132.0
Elgin-ND.....	5.6	4.6	4.2	2.7	2.2	130.3
WB 9479	0.1	0.6	2.7	3.2	2.1	127.4
SY Soren.....	10.8	7.7	4.7	4.1	2.1	124.9
SY Rockford.....	-	0.5	2.7	2.1	1.7	101.9
Prosper	4.5	2.5	1.7	1.2	1.7	101.3
LCS Trigger.....	-	0.2	0.1	0.7	1.5	90.6
SY McCloud	-	-	-	1.9	1.5	88.2
TCG Spitfire	0.3	0.6	1.0	0.6	1.5	87.8
Other varieties.....	36.5	29.0	26.7	24.3	25.4	1,495.2
All varieties						5,950.0

- Represents zero.

SPRING WHEAT (Continued)

Spring Wheat Varieties, Percent Planted North Dakota: 2021

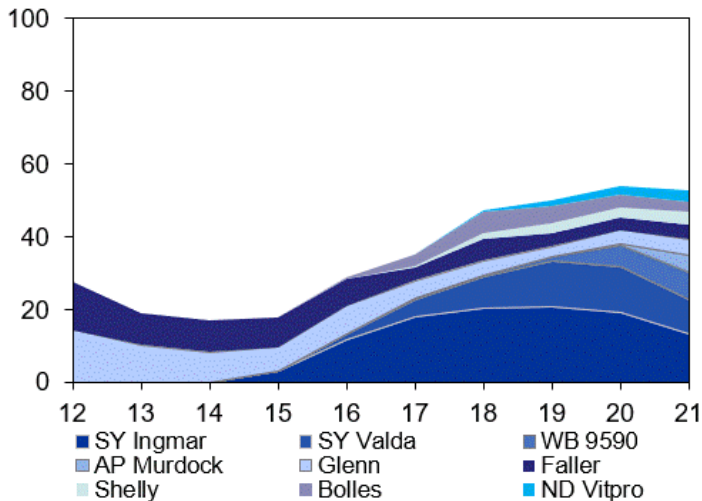
(Percentages may not add to 100 due to rounding.)

Variety	Northwest	North Central	Northeast	West Central	Central	East Central	Southwest	South Central	Southeast	State
	(percent)	(percent)	(percent)	(percent)	(percent)	(percent)	(percent)	(percent)	(percent)	(percent)
SY Ingmar.....	27.5	23.7	4.7	18.9	11.4	4.6	2.5	25.9	10.8	13.2
SY Valda.....	3.1	21.6	11.1	2.1	12.3	15.8	1.8	5.1	27.1	9.5
WB 9590.....	2.8	5.2	14.8	4.3	8.8	20.2	-	3.8	4.8	7.5
AP Murdock.....	3.0	7.0	8.4	0.4	6.4	8.7	-	-	6.4	4.7
Glenn.....	9.3	-	0.6	6.2	3.6	1.7	10.4	4.4	1.9	4.4
Faller.....	-	0.7	14.8	0.2	1.6	1.5	-	0.8	3.0	4.2
Shelly.....	1.7	1.8	1.0	7.1	3.4	3.1	8.9	-	4.5	3.3
Bolles.....	3.2	1.6	1.3	3.1	4.7	0.9	7.3	1.4	3.8	3.0
ND Vitpro.....	2.2	1.3	-	11.4	0.4	-	8.4	1.2	-	2.9
CP 3530.....	2.7	5.0	5.6	-	1.6	2.0	-	-	2.9	2.7
Barlow.....	4.2	0.7	-	3.1	2.3	-	9.5	1.0	0.4	2.7
WB 9719.....	3.8	2.2	1.4	2.8	-	0.9	0.9	8.4	1.3	2.2
Elgin-ND.....	0.9	1.5	-	4.5	1.1	-	8.5	0.6	0.7	2.2
WB 9479.....	-	-	4.2	-	5.0	6.3	1.5	0.8	0.2	2.1
SY Soren.....	0.9	2.7	-	5.6	8.2	-	2.6	2.5	1.3	2.1
SY Rockford.....	6.3	1.2	0.1	-	-	-	3.9	-	-	1.7
Prosper.....	0.6	0.6	3.9	0.9	0.1	1.8	0.5	-	7.2	1.7
LCS Trigger.....	0.4	1.1	2.0	0.4	1.7	0.7	3.9	-	0.2	1.5
SY McCloud.....	1.6	2.4	1.4	1.3	2.1	4.4	-	0.6	0.6	1.5
TCG Spitfire.....	1.3	4.1	0.6	2.2	1.6	-	1.8	1.1	-	1.5
Other varieties.....	24.4	15.4	24.2	25.3	23.5	27.4	27.8	42.5	22.8	25.4

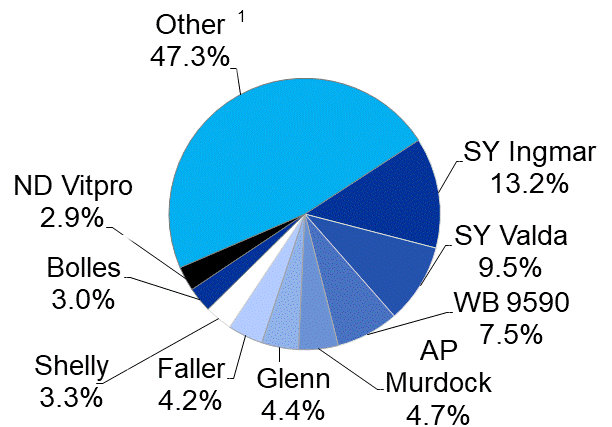
- Represents zero.

Spring Wheat Select Varieties Planted North Dakota: 2012-2021

percent



Spring Wheat Varieties Percent of Acreage Planted North Dakota: 2021



¹ Other includes varieties not listed and unknown varieties.

DURUM WHEAT

Joppa is again the most popular Durum wheat variety for 2021 with 26.5 percent of the 750,000 acres of Durum wheat planted. A 2013 NDSU release, Joppa is characterized by above average height, strong straw strength, medium maturity, and good overall quality.

ND Riveland now ranks second in Durum wheat acreage planted with 22.6 percent. Released in 2017 by NDSU, ND Riveland has medium height, good straw strength, medium maturity, and good overall quality.

Divide ranks third in Durum wheat acreage planted with 9.7 percent. Released in 2005 by NDSU, Divide has above average height, strong straw strength, medium maturity, and good overall quality.

Alkabo ranks fourth in Durum wheat acreage planted with 6.1 percent. Released in 2005 by NDSU, Alkabo has medium height, very strong straw strength, medium maturity, and good overall quality.

Durum Wheat Varieties, Percent of Acreage Planted North Dakota: 2017-2021

Variety	2017	2018	2019	2020	2021	
					Per- cent	Acres planted
	(percent)	(percent)	(percent)	(percent)		(1,000)
Joppa	18.0	24.1	30.7	29.3	26.5	198.7
ND Riveland	-	0.6	2.4	11.0	22.6	169.5
Divide	16.8	18.3	21.5	20.0	9.7	72.9
Alkabo	11.1	9.2	7.9	6.3	6.1	45.7
VT Peak	4.1	6.3	6.1	8.6	5.3	39.6
Carpio.....	14.9	11.6	6.2	6.7	4.9	36.4
ND Grano	-	0.5	1.7	2.9	3.5	26.3
Other varieties	35.1	29.4	23.5	15.2	21.4	160.9
All varieties.....						750.0

- Represents zero.

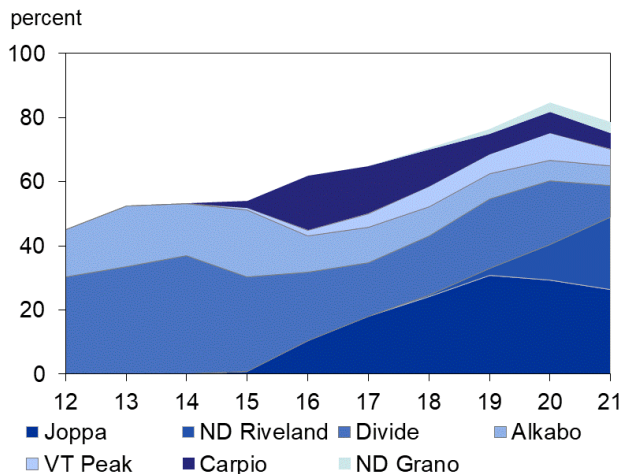
Durum Wheat Varieties, Percent Planted North Dakota: 2021

(Percentages may not add to 100 due to rounding.)

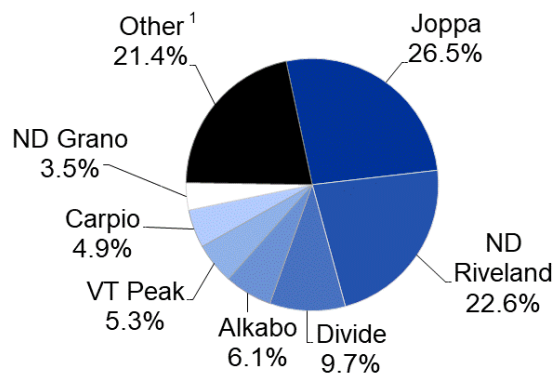
Variety	Northwest	West Central	Southwest	Combined Districts ¹	State
	(percent)	(percent)	(percent)	(percent)	(percent)
Joppa	8.8	24.7	66.6	30.3	26.5
ND Riveland	25.9	35.6	11.0	22.0	22.6
Divide	15.3	-	-	9.3	9.7
Alkabo	0.9	29.1	8.5	10.6	6.1
VT Peak.....	5.4	1.7	-	18.4	5.3
Carpio.....	8.5	-	0.3	-	4.9
ND Grano	4.0	-	5.2	-	3.5
Other varieties.....	31.2	8.9	8.4	9.5	21.4

- Represents zero. ¹ Data from North Central, Northeast, Central, East Central, South Central, and Southeast districts are combined to avoid disclosure of individual operations.

Durum Wheat Select Varieties Planted North Dakota: 2012-2021



Durum Wheat Varieties Percent of Acreage Planted North Dakota: 2021



¹ Other includes varieties not listed and unknown varieties.

WINTER WHEAT

SY Wolf is again the leading winter wheat variety planted in North Dakota with 26.6 percent of the planted acres in 2021. SY Wolf was released by Syngenta/AgriPro in 2010 and has semi-dwarf height, strong straw strength, very good disease tolerance, and good test weights.

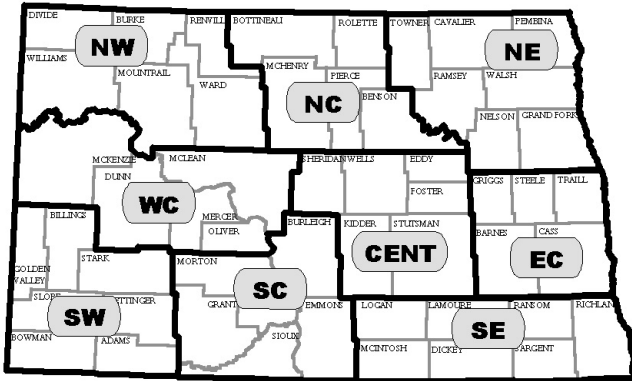
Jerry accounts for 12.0 percent of the winter wheat acreage in North Dakota. Released in 2001 by NDSU, Jerry has medium height, strong straw strength, medium maturity, and good overall quality.

Winter Wheat Varieties, Percent of Acreage Planted North Dakota: 2017-2021

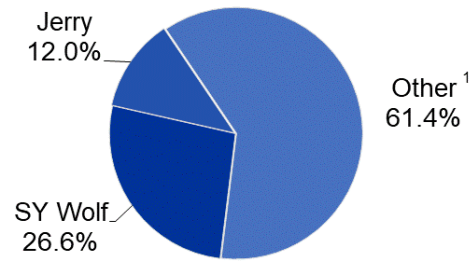
Variety	2017	2018	2019	2020	2021	
					Per-cent	Acres planted
	(percent)	(percent)	(percent)	(percent)		(1,000)
SY Wolf	11.3	9.8	24.1	19.5	26.6	22.6
Jerry	5.7	13.0	13.4	14.8	12.0	10.2
Other varieties	83.0	77.2	62.5	65.7	61.4	52.2
All varieties						85.0

- Represents zero.

North Dakota Agricultural Statistics Districts



Winter Wheat Varieties Percent of Acreage Planted North Dakota: 2021



¹ Other includes varieties not listed and unknown varieties.

